

Pay attention:

1、 The same color Line is the same type. With the enameled wire of three kinds of 0.3mm, 0.41mm, 0.8mm.

0.3mm for T1,0.41mm for T2,0.8mm for T3 and L1.

2、 The edge of ring hole is very sharp. Before winding, you should polish it by using needle-nose pliers to avoid cutting the painting line.

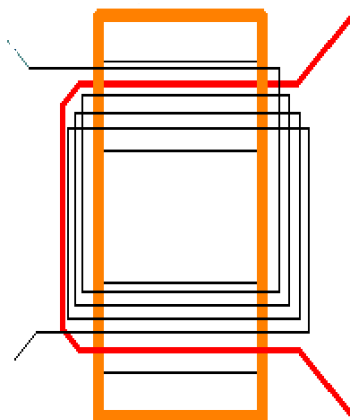
3、 Generally speaking, how to define laps: a lap is that the line pass through the ring hole.

First、 the winding method of T1:

T1 primary should be wound 4 laps, T2 secondary should be wound 1 laps.


T1 transformer

Primary: 4 laps





Secondary: 1 lap

Secondary 1lap:



T1:



Second、 the winding method of T2:

T2 primary should be winded 4 laps, T2 secondary should be winded 1 laps.

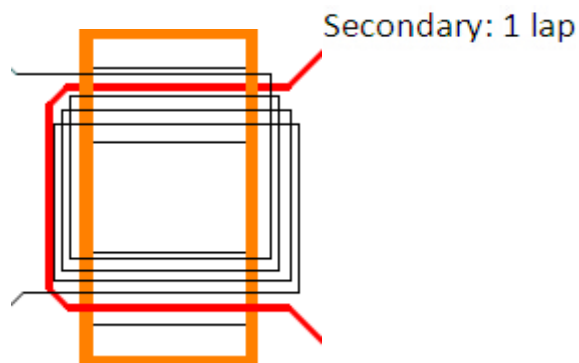
Pay attention:

The transformer winding is very important, if the secondary be winded too much, the number of electrical pressure MOS Field-Effect-Transistor gain will pass breakdown voltage, and then MOS tuber will be puncture, at last, the tuber will be burnt.


As shown below, you should confirm the number of the winding laps with contents written in Red above.

T2 transformer

Primary: 4 laps



T1:


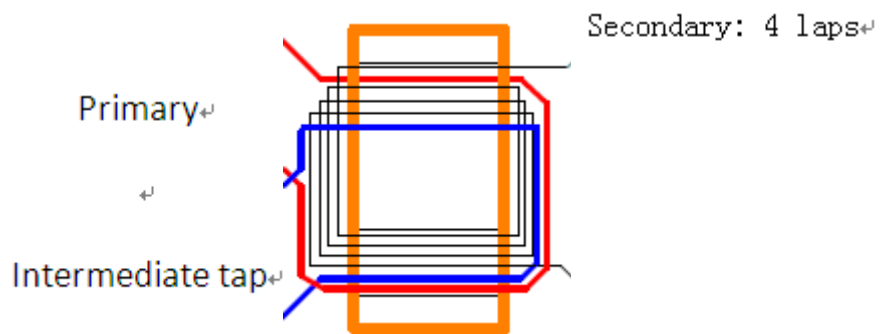


Third、 the winding method of T3:

Primary should be winded 2laps, T2 secondary should be winded 4 laps.

Primary has intermediate tap. For the sake of sound, the wire should be thick.

T3 transformer



The forth、 the winding method of L1 RFC high-frequency choke coil:

Black hole ring should be winded 10laps With the thick wire.

As shown below, that is the RFC high-frequency choke coil.

